



TeSuCon

Technical Support & Consultancy

REPORT TURBINE INSPECTION
SN 15401271, WINDPARK SLUFTER WEST 5



Report No. GE15002015005

19-11-2015

CONFIDENTIAL – Distribution to 3rd parties strictly prohibited

Contents

1 Purpose 3

2 Abbreviations..... 3

3 General information 4

4 Wind turbine main components 4

5 Documents..... 5

6 Logbook: Overview of recent maintenance 6

7 Logbook: Notable events 6

8 Tower and towerbase 7

9 Yaw system 8

10 Nacelle 9

11 Hydraulic system and brake 10

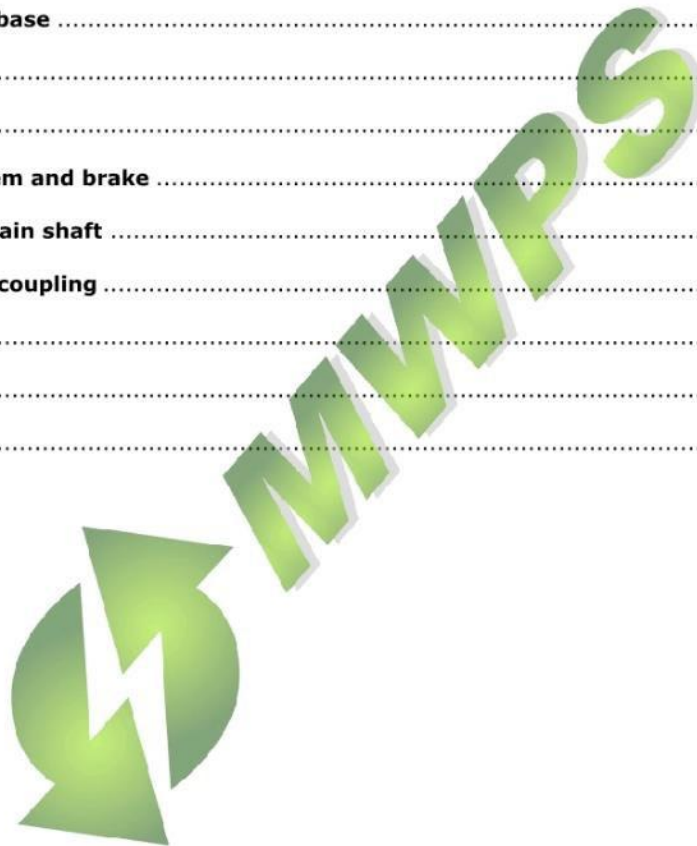
12 Gearbox and main shaft 10


13 Generator and coupling 12

14 Hub..... 13

15 Rotor blades 17

16 Conclusion..... 18



 <p>TeSuCon Technical Support & Consultancy</p>	Wind turbine inspection Windpark Slufter West 5		15401271
	Date: 19-11-2015	Page 2 of 18	

1 Purpose


On behalf of Vattenfall an inspection has been executed on the wind turbine. The purpose of the inspection is to determine the technical state of the wind turbine.

2 Abbreviations

ok	okay
nok	not okay
na	not applicable
nav	not available
nc	not checked
info	for information purpose

Items marked with "ok" and "info" show no visual irregularities. All issues which are not acceptable are marked with "**nok**". Items which are "**nok**" will be classified in three different classes.

Class	Clarification	Description in report
Priority Low	An irregularity, which is not a safety issue, and is relatively easy to solve.	<i>Low</i>
Priority High	An irregularity, which is not a safety issue, and is more serious and is more time and/or money consuming to solve.	<i>High</i>
Safety Issue	Issues which concern the safety of the people working in the turbine.	<i>Safe</i>


 TeSuCon Technical Support & Consultancy	Wind turbine inspection Windpark Slufter West 5	15401271
	Date: 19-11-2015	Page 3 of 18

3 General information

Wind turbine name:	Windpark Slufter West 5
Wind turbine type:	GE1.5S
Wind turbine S/N:	15401271
Location:	Rotterdam-Maasvlakte, NL
Hub height:	65
Nominal power [kW]:	1500
Year of installation:	2003
Date of inspection:	16-10-2015
Inspectors:	D. Lagerweij J. Langenbach


4 Wind turbine main components

Component	Type	Year	Serial number
Convertor	ABB Oy ACS600 WTD	2003	71546/030
Gearbox	Rexroth GPV 451 T 50Hz 88.8	2005	1070884
Revision gearbox	BGS Gear Service	2013	12131
Gearbox oil	Mobilgear SHC XMP 320	2013	-
Generator	Winergy JFEA-500SR-04A	2003	5133493
Blade 1	GE Rotor Blades	-	2335
Blade 2	GE Rotor Blades	-	2435
Blade 3	GE Rotor Blades	-	2436

 TeSuCon <small>Technical Support & Consultancy</small>	Wind turbine inspection Windpark Slufter West 5		15401271
	Date: 19-11-2015	Page 4 of 18	

5 Documents

	Component	Remark	
1	Operator manual	<p>Operating manual is available at the turbine.</p> <p>Machine directive 2006/45/EC, 1.7.4.2 states as part of the Contents of instructions:</p> <p><i>"(e) the drawings, diagrams, descriptions and explanations necessary for the use, maintenance and repair of the machinery and for checking its correct functioning;"</i></p>	ok
2	Wiring diagram	<p>Wiring diagrams are not available at the turbine.</p> <p>Machine directive 2006/45/EC, 1.7.4.2 states as part of the Contents of instructions:</p> <p><i>"(e) the drawings, diagrams, descriptions and explanations necessary for the use, maintenance and repair of the machinery and for checking its correct functioning;"</i></p>	ok
3	Hydraulic diagram	<p>Hydraulic diagrams are not available at the turbine.</p> <p>Machine directive 2006/45/EC, 1.7.4.2 states as part of the Contents of instructions:</p> <p><i>"(e) the drawings, diagrams, descriptions and explanations necessary for the use, maintenance and repair of the machinery and for checking its correct functioning;"</i></p>	nok
4	Maintenance manual	<p>Maintenance manual is not available at the turbine.</p> <p>Machine directive 2006/45/EC, 1.7.4.2 states as part of the Contents of instructions:</p> <p><i>"(e) the drawings, diagrams, descriptions and explanations necessary for the use, maintenance and repair of the machinery and for checking its correct functioning;"</i></p>	nok
5	Logbook	Logbook is available at the turbine.	ok


 <p>TeSuCon Technical Support & Consultancy</p>	Wind turbine inspection Windpark Slufter West 5		15401271
	Date: 19-11-2015	Page 5 of 18	

6 Logbook: Overview of recent maintenance





Year	Type of maintenance	Date of execution	Maintenance schedule
	Commissioning	09-2003	2003
...
9	1 year service	28-11-2012	2012
9½	½ year service	20-03-2013	
10	1 year service	18-09-2013	2013
10½	½ year service	16-04-2014	
11	1 year service	08-12-2014	2014
11½	½ year service	08-07-2015	
12	1 year service	<i>no service record</i>	2015


7 Logbook: Notable events

Date	Event
18-07-2006	Slip ring generator exchanged
09-05-2011	Main bearing exchanged
28-08-2013	Gearbox and main bearing exchange
23-06-2015	Replaced one blade bearing (blade 3) and turned two blades (blade 1 and 2)
08-10-2015	Maintenance blades

 TeSuCon <small>Technical Support & Consultancy</small>	Wind turbine inspection Windpark Slufter West 5	15401271
	Date: 19-11-2015	Page 6 of 18


8 Tower and towerbase

Item	Remark		
1	Tower outside	<p>Light at the outside is broken and has damaged the paint of the tower.</p> 	<p> Low</p>
2	Controller overview		Info
3	Tower inside		Info
4	Miscellaneous		ok

 <p>TeSuCon Technical Support & Consultancy</p>	Wind turbine inspection Windpark Slufter West 5		15401271
	Date: 19-11-2015	Page 7 of 18	


9 Yaw system

	Item	Remark	
1	Yaw section		ok
2	Yaw ring teeth	Yaw ring shows no irregularities. 	ok
3	Yaw pinions	Yaw pinions show no irregularities. 	ok
4	Yaw gears	Some corrosion present at the yaw gears. 	<div style="text-align: center;"> POK Low </div>

 <p>TeSuCon Technical Support & Consultancy</p>	Wind turbine inspection Windpark Slufter West 5		15401271
	Date: 19-11-2015	Page 8 of 18	

10 Nacelle

	Item	Remark	
1	Nacelle overview		Info
2	Frame	Turbine is equipped with a cast-iron frame.	Info
3	Nacelle housing	Parts of the insulation are damaged. 	<div style="text-align: center;">  Low </div>
4	Weather station		ok
5	Controller overview		ok


 TeSuCon <small>Technical Support & Consultancy</small>	Wind turbine inspection Windpark Slufter West 5		15401271
	Date: 19-11-2015	Page 9 of 18	



11 Hydraulic system and brake


	Item	Remark	
1	Overview		Info
2	Leakage	<p>The hose of the brake-system shows minor leakage.</p> 	<div style="background-color: red; color: white; padding: 2px; display: inline-block;">OK</div> Low
3	Miscellaneous		ok

12 Gearbox and main shaft



	Item	Remark	
1	Main shaft bearings	<p>Grease of the main bearing is not magnetic.</p> 	ok

 <p>TeSuCon Technical Support & Consultancy</p>	Wind turbine inspection Windpark Slufter West 5		15401271
	Date: 19-11-2015	Page 10 of 18	


2	Radiators		<i>Info</i>
3	CCJ-unit	No CCJ-filter present in the turbine.	<i>Info</i>
4	Gear oil system	Leakage present at the gear oil system. 	Not <i>High</i>
5	Hoses and pipes		ok
6	Paint / Corrosion		ok
7	General leakage		ok
8	Slip ring for hub		<i>Info</i>

 TeSuCon <small>Technical Support & Consultancy</small>	Wind turbine inspection Windpark Slufter West 5		15401271
	Date: 19-11-2015	Page 11 of 18	

13 Generator and coupling


	Item	Remark	
1	Coupling	The coupling shows no irregularities. 	Info
2	Paint / Corrosion		ok
3	Slip ring	Raceway of the earth connection is not completely smooth (2 th picture). 	<div style="text-align: center;"> Not High </div>




 TeSuCon Technical Support & Consultancy	Wind turbine inspection Windpark Slufter West 5		15401271
	Date: 19-11-2015	Page 12 of 18	


14 Hub


	Item	Remark	
1	Blade bearing	<p>A few caps of the nuts of the bearing are missing and several small cracks are visible at the caps of the blade bearing bolts.</p> 	<p>OK Low</p>
2	Overview inside	<p>In general, the hub is clean. The blade bearing of blade 3 however, shows a lot excessive grease (arrow).</p> 	<p>OK Low</p>
3	Hub cabinet overview		<p>Info</p>

 <p>TeSuCon Technical Support & Consultancy</p>	Wind turbine inspection Windpark Slufter West 5		15401271
	Date: 19-11-2015	Page 13 of 18	


4	Boxes blade 1	<p>Control box and battery box show no irregularities on the inside. One bolt connection from the cover is broken (3rd picture).</p> 	<p>LOK Low</p>
5	Boxes blade 2	<p>Control box and battery box show no irregularities.</p> 	<p>ok</p>
6	Boxes blade 3	<p>Control box and battery box show no irregularities on the inside. One bolt connection from the cover is broken (2nd picture).</p> 	<p>LOK Low</p>

 <p>TeSuCon Technical Support & Consultancy</p>	Wind turbine inspection Windpark Slufter West 5		15401271
	Date: 19-11-2015	Page 14 of 18	

7	Mounting of the electrical boxes	<p>The mounting of the boxes shows no irregularities.</p> 	ok
8	Pinions of pitch gears	<p>Wear on one tooth of the pinions of the pitch gears.</p> 	<p>nok High</p>
9	Pitch teeth at zero of blade 1	<p>The tooth at zero shows wear, but the condition is acceptable.</p> 	<p>nok High</p>


 <p>TeSuCon Technical Support & Consultancy</p>	Wind turbine inspection Windpark Slufter West 5		15401271
	Date: 19-11-2015	Page 15 of 18	

10	Pitch teeth at zero of blade 2	<p>The tooth at zero shows wear, but the condition is acceptable.</p> 	<p>nok High</p>
11	Pitch teeth at zero of blade 3	<p>The tooth at zero shows wear, but the condition is acceptable.</p> 	<p>nok High</p>
12	Grease system pitch teeth	<p>There is an automatic grease system present in the hub. The system is not operational.</p> 	<p>nok High</p>
13	Pitch gears	<p>The pitch gears look acceptable.</p> 	<p>ok</p>
14	Miscellaneous		<p>ok</p>

 <p>TeSuCon Technical Support & Consultancy</p>	Wind turbine inspection Windpark Slufter West 5		15401271
	Date: 19-11-2015	Page 16 of 18	

15 Rotor blades

1	Blades	<p>Repaired parts are visible on the leading edges of the blades.</p> 	Info
---	--------	---	------

 <p>TeSuCon Technical Support & Consultancy</p>	Wind turbine inspection Windpark Slufter West 5		15401271
	Date: 19-11-2015	Page 17 of 18	

16 Conclusion

The logbook shows that the turbine has been maintained on a regular basis, according to the maintenance schedule of GE.

The gearbox and the main shaft have been replaced in 2013. The original generator is present in the turbine.

The blades have been maintained in 2015.

Although the pitch rings have been turned in 2015 (and one was replaced), there is already some wear visible at the zero-tooth of the pitch rings. The pinions of the pitch gears are also showing wear. The reason for the wear is the absent of a functioning grease system for the pitch gear and pitch ring.


The overall condition of the turbine is quite acceptable for a twelve year old turbine. There are however several issues (marked as **red** in this report) present and it is recommended to solve these, in order to improve the condition of the turbine.



D. Lagerweij

19-11-2015

TeSuCon B.V.
Mercuriusweg 8
3771NC Barneveld
+31610032858
dl@tesucon.nl
www.tesucon.nl


 TeSuCon Technical Support & Consultancy	Wind turbine inspection Windpark Slufter West 5	15401271
	Date: 19-11-2015	Page 18 of 18



TeSuCon

Technical Support & Consultancy

REPORT GEARBOX INSPECTION
SN 15401271, WINDPARK SLUFTER WEST 5



Report no. GE15002015015

24-11-2015

CONFIDENTIAL – Distribution to 3rd parties strictly prohibited

Contents

1. Purpose 3
2. General Information 3
3. Reporting setup 4
4. Inspection results 5
5. Summary 15
6. Conclusion 15



 TeSuCon Technical Support & Consultancy	Gearbox inspection Windpark Slufter West 5		15401271
	Date: 24-11-2015	Page 2 of 15	

1. Purpose

On behalf of Vattenfall an inspection has been executed on the wind turbine gearbox. The purpose of the inspection is to determine the technical state of the gearbox. The visual inspection of the gearbox has been executed with a GE Everest XLG3 Videoscoop.

2. General Information

Turbine Information	
Wind turbine name:	Windpark Slufter West 5
Wind turbine type:	GE1.5S
Wind turbine serial no:	15401271
Location:	Rotterdam-Maasvlakte, NL
Hub height:	65
Nominal power [kW]:	1500
Year of installation:	2003
Date of inspection:	16-10-2015
Inspectors:	D. Lagerweij J. Langenbach

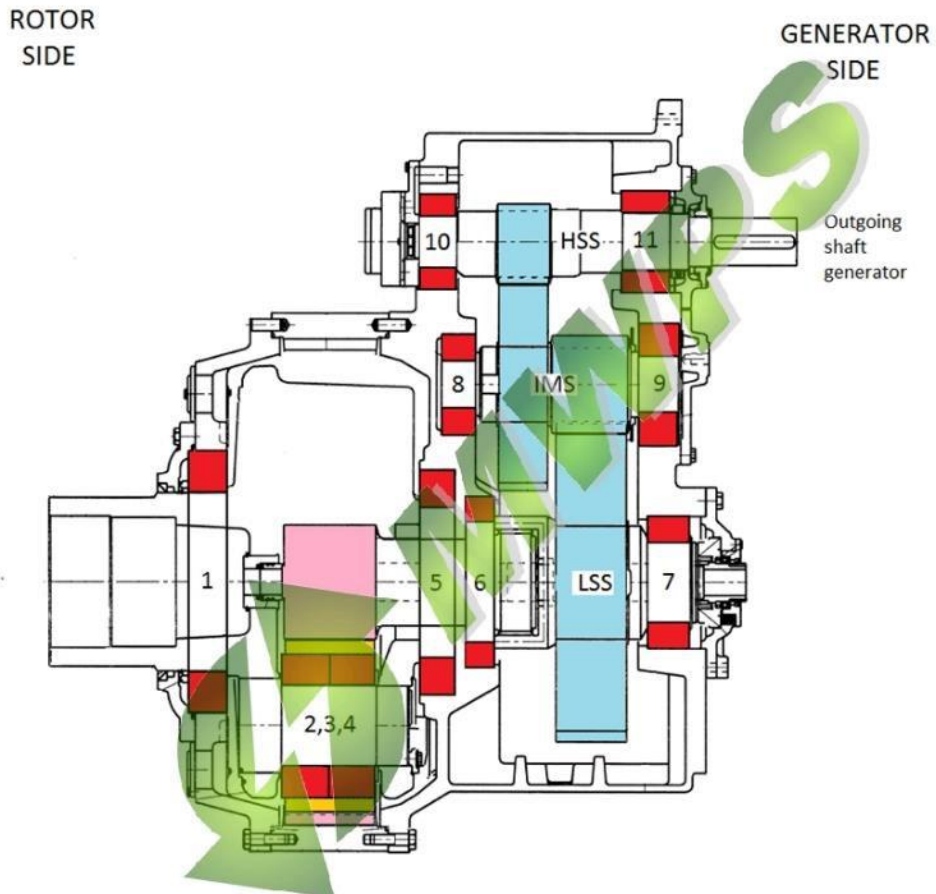
Gearbox Information	
Gearbox type:	Rexroth GPV 451 T 50Hz 88.8 <i>i = 88,81</i>
Gearbox serial number:	1070884
Production year gearbox:	2005
Revision:	BGS Gear Service 22-07-2013
Revision number:	12131
Oil type:	Mobilgear SHC XMP 320
Date of last oil change:	at revision

- **Gearbox has been exchanged in 2013**

 TeSuCon Technical Support & Consultancy	Gearbox inspection Windpark Slufter West 5		15401271
	Date: 24-11-2015	Page 3 of 15	


3. Reporting setup

The next drawing shows a cross-section of a planetary gearbox with two linear stages with corresponding bearing positions. The drawing should be used as a reference for the bearing position only.




 TeSuCon Technical Support & Consultancy	Gearbox inspection Windpark Slufter West 5		15401271
	Date: 24-11-2015		Page 4 of 15

4. Inspection results



Picture 1


Picture 1 shows bearing position no. 1, the bearing of the planet carrier at rotor side. No irregularities.



Picture 2


Picture 2 shows the bearing of the first planet wheel. No irregularities.

 TeSuCon Technical Support & Consultancy	Gearbox inspection Windpark Slufter West 5		15401271
	Date: 24-11-2015	Page 5 of 15	



Picture 3


Picture 3 shows the bearing of the second planet wheel. No irregularities.



Picture 4


Picture 4 shows the bearing of the third planet wheel. No irregularities.

 TeSuCon Technical Support & Consultancy	Gearbox inspection Windpark Slufter West 5		15401271
	Date: 24-11-2015	Page 6 of 15	



Picture 5


Picture 5 shows bearing position no. 5, the bearing of the planet carrier at generator side. The bearing shows no irregularities.



Picture 6

Picture 6 shows bearing position no. 6, the bearing of the low speed shaft at rotor side. The bearing shows no irregularities.

 TeSuCon Technical Support & Consultancy	Gearbox inspection Windpark Slufter West 5		15401271
	Date: 24-11-2015	Page 7 of 15	



Picture 7


Picture 7 shows bearing position no. 7, the bearing of the low speed shaft at generator side. The bearing shows no irregularities.



Picture 8


Picture 8 shows bearing position no. 8, the bearing of the intermediate shaft at rotor side. The bearing shows no irregularities.

 TeSuCon Technical Support & Consultancy	Gearbox inspection Windpark Slufter West 5		15401271
	Date: 24-11-2015	Page 8 of 15	



Picture 9


Picture 9 shows bearing position no. 10, the bearing of the high speed shaft at rotor side. The bearing shows no irregularities.



Picture 10


Picture 10 shows bearing position no. 11, the bearing of the high speed shaft at generator side. The bearing shows no irregularities.

 TeSuCon Technical Support & Consultancy	Gearbox inspection Windpark Slufter West 5		15401271
	Date: 24-11-2015	Page 9 of 15	



Picture 11


Picture 11 shows the active flank of the ring gear. No irregularities.



Picture 12

Picture 12 shows one of the planet wheels. One planet wheel shows a few irregularities at the flank.

 TeSuCon Technical Support & Consultancy	Gearbox inspection Windpark Slufter West 5		15401271
	Date: 24-11-2015	Page 10 of 15	



Picture 13


Picture 13 shows the active flanks of the sun pinion. Several scratches visible at the active flank of the sun pinion.



Picture 14

Picture 14 shows the active flanks of the wheel of the low speed shaft in the linear stage. No irregularities.

 TeSuCon Technical Support & Consultancy	Gearbox inspection Windpark Slufter West 5		15401271
	Date: 24-11-2015	Page 11 of 15	



Picture 15

Picture 15 shows the active flanks of the pinion of the intermediate shaft in the linear stage. No irregularities.



Picture 16

Picture 16 shows the active flanks of the wheel of the intermediate shaft in the linear stage. No irregularities.

 TeSuCon Technical Support & Consultancy	Gearbox inspection Windpark Slufter West 5		15401271
	Date: 24-11-2015	Page 12 of 15	



Picture 17

Picture 17 shows the active flanks of the pinion of the high speed shaft in the linear stage. No irregularities.



Picture 18

Picture 18 shows the dip stick of the gearbox. The oil level is correct.

 TeSuCon Technical Support & Consultancy	Gearbox inspection Windpark Slufter West 5		15401271
	Date: 24-11-2015	Page 13 of 15	



Picture 19

The inside and bottom of the gearbox have been searched with a magnet. The magnet shows no steel particles.



 TeSuCon Technical Support & Consultancy	Gearbox inspection Windpark Slufter West 5		15401271
	Date: 24-11-2015	Page 14 of 15	

5. Summary

One planet wheel shows a few irregularities at the flank.

Several scratches visible at the active flank of the sun pinion.

No irregularities were found at the other inspected bearings and gears.

The oil level is correct and no steel particles were found in the gearbox.

6. Conclusion

The condition of the gearbox is acceptable.

The small irregularities in the planetary stage and the small scratches at the sun pinion were probably generated before the gearbox was revised in 2013. It is likely that the gears have been reused. There is no reason to assume that an active defect is present at this moment. The clean magnet supports this conclusion.

Dennis Lagerweij

Barneveld, 24-11-2015

TeSuCon B.V.
Mercuriusweg 8
3771NC Barneveld
The Netherlands
Tel +31610032858
Email dl@tesucon.nl
Web www.tesucon.nl

 TeSuCon Technical Support & Consultancy	Gearbox inspection Windpark Slufter West 5		15401271
	Date: 24-11-2015	Page 15 of 15	