



TeSuCon

Technical Support & Consultancy

REPORT TURBINE INSPECTION
SN 15401270, WINDPARK SLUFTER WEST 4



Report No. GE15002015004

19-11-2015

CONFIDENTIAL – Distribution to 3rd parties strictly prohibited

Contents

1 Purpose 3

2 Abbreviations..... 3

3 General information 4

4 Wind turbine main components 4

5 Documents..... 5

6 Logbook: Overview of recent maintenance 6

7 Logbook: Notable events 6

8 Tower and towerbase 7

9 Yaw system 8

10 Nacelle 9

11 Hydraulic system and brake 10

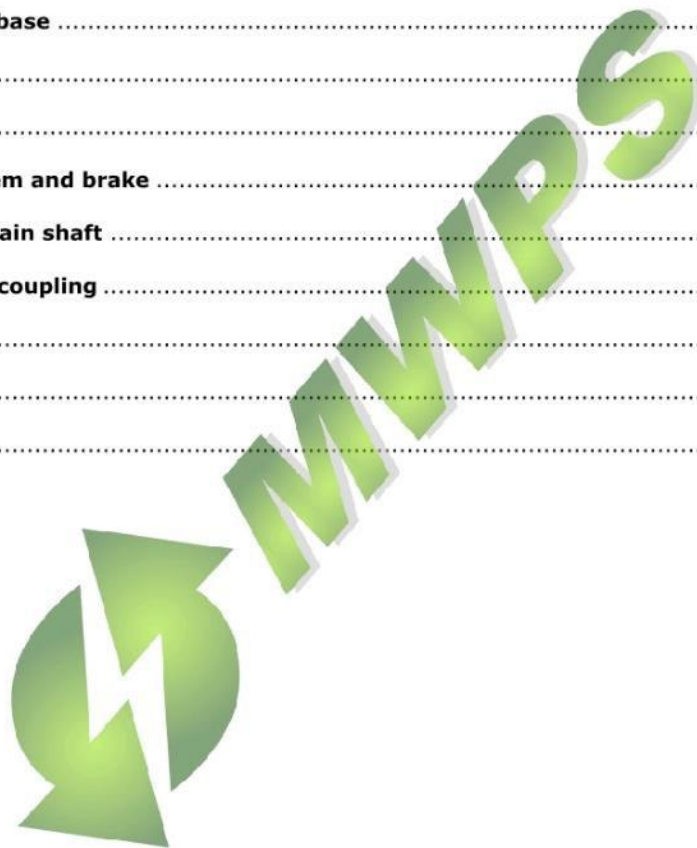
12 Gearbox and main shaft 10


13 Generator and coupling 12

14 Hub..... 13

15 Rotor blades 17

16 Conclusion..... 18



 <p>TeSuCon Technical Support & Consultancy</p>	Wind turbine inspection Windpark Slufter West 4		15401270
	Date: 19-11-2015	Page 2 of 18	

1 Purpose


On behalf of Vattenfall an inspection has been executed on the wind turbine. The purpose of the inspection is to determine the technical state of the wind turbine.

2 Abbreviations

ok	okay
nok	not okay
na	not applicable
nav	not available
nc	not checked
info	for information purpose

Items marked with "ok" and "info" show no visual irregularities. All issues which are not acceptable are marked with "**nok**". Items which are "**nok**" will be classified in three different classes.

<i>Class</i>	<i>Clarification</i>	<i>Description in report</i>
Priority Low	An irregularity, which is not a safety issue, and is relatively easy to solve.	<i>Low</i>
Priority High	An irregularity, which is not a safety issue, and is more serious and is more time and/or money consuming to solve.	<i>High</i>
Safety Issue	Issues which concern the safety of the people working in the turbine.	<i>Safe</i>


 TeSuCon <small>Technical Support & Consultancy</small>	Wind turbine inspection Windpark Slufter West 4		15401270
	Date: 19-11-2015	Page 3 of 18	

3 General information

Wind turbine name:	Windpark Slufter West 4
Wind turbine type:	GE1.5S
Wind turbine S/N:	15401270
Location:	Rotterdam-Maasvlakte, NL
Hub height:	65
Nominal power [kW]:	1500
Year of installation:	2003
Date of inspection:	15-10-2015
Inspectors:	D. Lagerweij J. Langenbach


4 Wind turbine main components

Component	Type	Year	Serial number
Convertor	ABB Oy ACS600 WTD	2003	71546/050
Gearbox	Eickhoff EBN 793 A02 R00A / G 48640XB	2010	25025
Revision gearbox	-	-	-
Gearbox oil	Castrol Optigear Synthetic. A 320	2010	-
Generator	Winergy JFEA-500SR-04A	2003	5133485
Blade 1	GE Rotor Blades	-	2400
Blade 2	GE Rotor Blades	-	2308
Blade 3	GE Rotor Blades	-	2390

 TeSuCon <small>Technical Support & Consultancy</small>	Wind turbine inspection Windpark Slufter West 4		15401270
	Date: 19-11-2015	Page 4 of 18	

5 Documents

	Component	Remark	
1	Operator manual	<p>Operating manual is available at the turbine.</p> <p>Machine directive 2006/45/EC, 1.7.4.2 states as part of the Contents of instructions:</p> <p><i>"(e) the drawings, diagrams, descriptions and explanations necessary for the use, maintenance and repair of the machinery and for checking its correct functioning;"</i></p>	ok
2	Wiring diagram	<p>Wiring diagrams are not available at the turbine.</p> <p>Machine directive 2006/45/EC, 1.7.4.2 states as part of the Contents of instructions:</p> <p><i>"(e) the drawings, diagrams, descriptions and explanations necessary for the use, maintenance and repair of the machinery and for checking its correct functioning;"</i></p>	ok
3	Hydraulic diagram	<p>Hydraulic diagrams are not available at the turbine.</p> <p>Machine directive 2006/45/EC, 1.7.4.2 states as part of the Contents of instructions:</p> <p><i>"(e) the drawings, diagrams, descriptions and explanations necessary for the use, maintenance and repair of the machinery and for checking its correct functioning;"</i></p>	nok
4	Maintenance manual	<p>Maintenance manual is not available at the turbine.</p> <p>Machine directive 2006/45/EC, 1.7.4.2 states as part of the Contents of instructions:</p> <p><i>"(e) the drawings, diagrams, descriptions and explanations necessary for the use, maintenance and repair of the machinery and for checking its correct functioning;"</i></p>	nok
5	Logbook	Logbook is available at the turbine.	ok


 <p>TeSuCon Technical Support & Consultancy</p>	Wind turbine inspection Windpark Slufter West 4		15401270
	Date: 19-11-2015	Page 5 of 18	

6 Logbook: Overview of recent maintenance




Year	Type of maintenance	Date of execution	Maintenance schedule
	Commissioning	09-2003	2003
...
9	1 year service	24-11-2012	2012
9½	½ year service	06-03-2013	
10	1 year service	18-09-2013	2013
10½	½ year service	15-04-2014	
11	1 year service	26-11-2014	2014
11½	½ year service	13-05-2015	
12	1 year service	<i>no service record</i>	2015


7 Logbook: Notable events

Date	Event
16-07-2008	Dismounted and mounted blades again (regarding the worn pitch teeth)
15-10-2010	Gearbox exchanged
09-11-2011	Slip ring exchanged (record does not show which one)
14-03-2013	Replaced battery packs blade 1
23-08-2013	Generator bearings exchanged
21-11-2013	Main bearing exchanged
21-05-2015	Replaced battery packs blade 2
08-10-2015	Maintenance of the blades

 TeSuCon <small>Technical Support & Consultancy</small>	Wind turbine inspection Windpark Slufter West 4	15401270
	Date: 19-11-2015	Page 6 of 18


8 Tower and towerbase

Item	Remark	
1	<p>Light at the outside is broken and has damaged the paint of the tower. Caps from a few bolts of the bottom flange are missing.</p> 	<p>Low</p>
2	<p>Controller overview</p> 	<p><i>Info</i></p>
3	<p>Tower inside</p> 	<p><i>Info</i></p>
4	<p>Miscellaneous</p>	<p>ok</p>

 <p>TeSuCon Technical Support & Consultancy</p>	<p>Wind turbine inspection Windpark Slufter West 4</p>		<p>15401270</p>
	<p>Date: 19-11-2015</p>	<p>Page 7 of 18</p>	


9 Yaw system

	Item	Remark	
1	Yaw section		ok
2	Yaw ring teeth	<p>Yaw ring shows no irregularities.</p> 	ok
3	Yaw pinions	<p>Yaw pinions show no irregularities.</p> 	ok
4	Yaw gears	<p>Several bolts between the gear and the frame are corroded (1st picture). Several air outlets of the oil reservoirs are corroded.</p> 	<p>ok Low</p>

 <p>TeSuCon Technical Support & Consultancy</p>	Wind turbine inspection Windpark Slufter West 4		15401270
	Date: 19-11-2015	Page 8 of 18	

10 Nacelle

	Item	Remark	
1	Nacelle overview		Info
2	Frame	Turbine is equipped with a cast-iron frame.	Info
3	Nacelle housing	<p>Parts of the insulation are damaged. Bolts of the nacelle support are corroded.</p>  	<div style="text-align: center;">  Low </div>
4	Weather station		Info
5	Controller overview		Info


 <p>TeSuCon Technical Support & Consultancy</p>	Wind turbine inspection Windpark Slufter West 4		15401270
	Date: 19-11-2015	Page 9 of 18	





11 Hydraulic system and brake


	Item	Remark	
1	Overview		Info
2	Leakage	<p>The hose of the brake-system is leaking and is polluting the surroundings.</p>  	<div style="background-color: red; color: white; padding: 2px; display: inline-block;">NOX</div> High
3	Miscellaneous		ok

12 Gearbox and main shaft

	Item	Remark	
1	Main shaft bearings	<p>Grease of the main bearing is not magnetic.</p>  	ok

 <p>TeSuCon Technical Support & Consultancy</p>	Wind turbine inspection Windpark Slufter West 4		15401270
	Date: 19-11-2015	Page 10 of 18	


2	Radiators		<i>Info</i>
3	CCJ-unit	No CCJ-filter present in the turbine.	<i>Info</i>
4	Gear oil system	Leakage present at the gear oil system. 	noK <i>High</i>
5	Hoses and pipes		ok
6	Paint / Corrosion		ok
7	General leakage	A lot of pollution visible around the brake disk at the back of the gearbox. 	noK <i>High</i>
8	Slip ring for hub		<i>Info</i>

 TeSuCon Technical Support & Consultancy	Wind turbine inspection Windpark Slufter West 4		15401270
	Date: 19-11-2015	Page 11 of 18	

13 Generator and coupling


	Item	Remark	
1	Coupling	<p>The coupling shows no irregularities.</p> 	Info
2	Paint / Corrosion		ok
3	Slip ring	<p>Small holes visible in one of the raceways of the slip ring.</p> 	<div style="color: red; font-weight: bold;">nok</div> Low




 TeSuCon Technical Support & Consultancy	Wind turbine inspection Windpark Slufter West 4		15401270
	Date: 19-11-2015	Page 12 of 18	

14 Hub


	Item	Remark	
1	Blade bearing	<p>Several caps of the nuts of the bearing are worn and there are small cracks visible at the paint at the root of the blade</p> 	<p> Low</p>
2	Overview inside	<p>Minor pollution due to the grease from the teeth of the pitch gear.</p> 	<p> Low</p>
3	Hub cabinet overview		<p>Info</p>
4	Boxes blade 1	<p>Control box and battery box show no irregularities.</p> 	<p>ok</p>






 <p>TeSuCon Technical Support & Consultancy</p>	Wind turbine inspection Windpark Slufter West 4		15401270
	Date: 19-11-2015	Page 13 of 18	


5	Boxes blade 2	<p>Sand is leaking at one fuse of the control box.</p> 	 Low
6	Boxes blade 3	<p>Control box and battery box show no irregularities.</p> 	ok
7	Mounting of the electrical boxes	<p>The mounting of the boxes shows no irregularities.</p> 	ok

 <p>TeSuCon Technical Support & Consultancy</p>	Wind turbine inspection Windpark Slufter West 4		15401270
	Date: 19-11-2015	Page 14 of 18	

8	Pinions of pitch gears	<p>Extreme wear on one tooth of the pinions of the pitch gears.</p> 	<p>NOK High</p>
9	Pitch teeth at zero of blade 1	<p>The tooth at zero shows wear.</p> 	<p>NOK High</p>
10	Pitch teeth at zero of blade 2	<p>The tooth at zero shows wear.</p> 	<p>NOK High</p>


 <p>TeSuCon Technical Support & Consultancy</p>	Wind turbine inspection Windpark Slufter West 4		15401270
	Date: 19-11-2015	Page 15 of 18	

11	Pitch teeth at zero of blade 3	The tooth at zero shows wear.		<div style="text-align: center;">  High </div>
12	Grease system pitch teeth	There is an automatic grease system present in the hub. The system is not operational.		<div style="text-align: center;">  High </div>
13	Pitch gears		<div style="text-align: center;">ok</div>	
14	Miscellaneous		<div style="text-align: center;">ok</div>	

 TeSuCon Technical Support & Consultancy	Wind turbine inspection Windpark Slufter West 4		15401270
	Date: 19-11-2015	Page 16 of 18	

15 Rotor blades

1	Blades	<p>Repaired parts are visible on the leading edges of the blades.</p> 	Info
---	--------	---	------

 <p>TeSuCon Technical Support & Consultancy</p>	Wind turbine inspection Windpark Slufter West 4		15401270
	Date: 19-11-2015	Page 17 of 18	

16 Conclusion

The logbook shows that the turbine has been maintained on a regular basis, according to the maintenance schedule of GE.

The gearbox has been exchanged in 2010. The generator has not been exchanged and the generator bearings have been replaced in 2013.

The main bearing has also been replaced in 2013 and the blades have been maintained in 2015.

The wear of the zero-tooth of the pitch ring is serious, but it is possible to solve this problem by assigning another tooth to be the zero-tooth (this has already been done in 2008). Dismounting and remounting of the blade is necessary to achieve this. The wear of the pinions is quite severe, so it is probably necessary to replace them.


The overall condition of the turbine is quite acceptable for a twelve year old turbine. There are however several issues (marked as **red** in this report) present and it is recommended to solve these, in order to improve the condition of the turbine.



D. Lagerweij

19-11-2015

TeSuCon B.V.
Mercuriusweg 8
3771NC Barneveld
+31610032858
dl@tesucon.nl
www.tesucon.nl

	Wind turbine inspection Windpark Slufter West 4		15401270
	Date: 19-11-2015	Page 18 of 18	



TeSuCon

Technical Support & Consultancy

REPORT GEARBOX INSPECTION
SN 15401270, WINDPARK SLUFTER WEST 4



Report no. GE15002015014

24-11-2015

CONFIDENTIAL – Distribution to 3rd parties strictly prohibited

Contents

1. Purpose 3

2. General Information 3

3. Reporting setup 4

4. Inspection results 5

5. Summary 16

6. Conclusion 16



 TeSuCon Technical Support & Consultancy	Gearbox inspection Windpark Slufter West 4		15401270
	Date: 24-11-2015	Page 2 of 16	

1. Purpose


On behalf of Vattenfall an inspection has been executed on the wind turbine gearbox. The purpose of the inspection is to determine the technical state of the gearbox. The visual inspection of the gearbox has been executed with a GE Everest XLG3 Videoscoop.

2. General Information

Turbine Information	
Wind turbine name:	Windpark Slufter West 4
Wind turbine type:	GE1.5S
Wind turbine serial no:	15401270
Location:	Rotterdam-Maasvlakte, NL
Hub height:	65
Nominal power [kW]:	1500
Year of installation:	2003
Date of inspection:	15-10-2015
Inspectors:	D. Lagerweij J. Langenbach

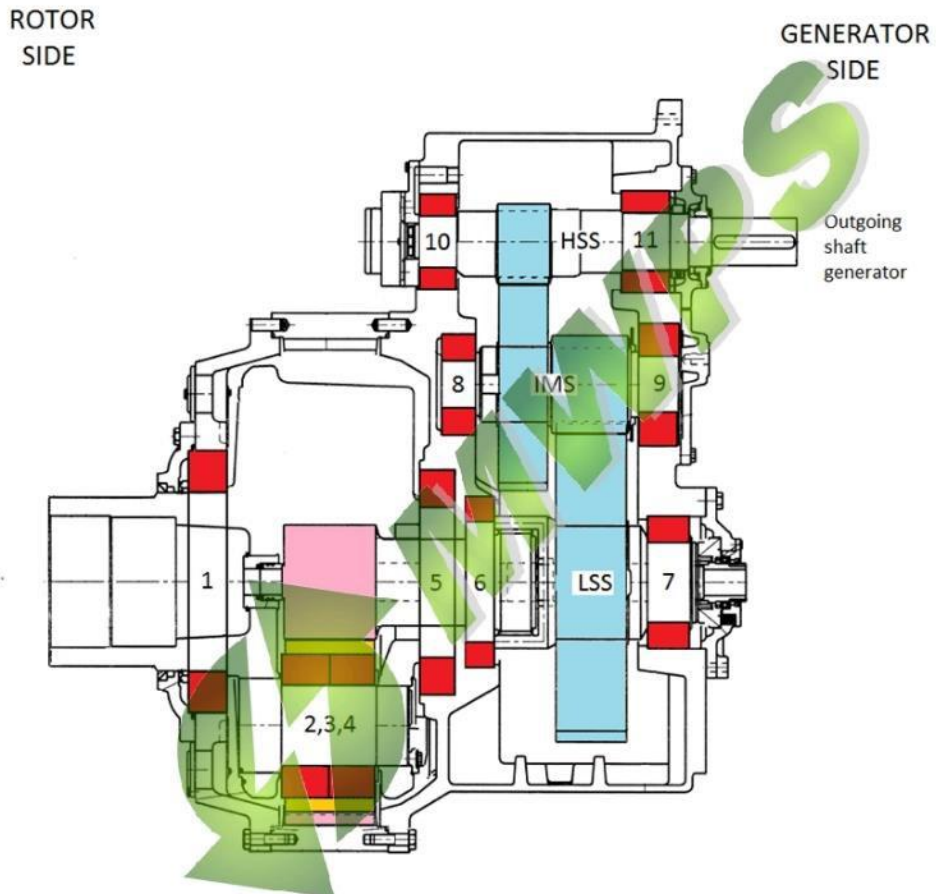
Gearbox Information	
Gearbox type:	Eickhoff EBN 793 A02 R00A/G 48640XB <i>i =90,3235</i>
Gearbox serial number:	25025
Production year gearbox:	2010
Revision:	-
Revision number:	-
Oil type:	Castrol Optigear Synthetic A 320
Date of last oil change:	2010

- **Gearbox has been exchanged in 2010**

	Gearbox inspection Windpark Slufter West 4		15401270
	Date: 24-11-2015	Page 3 of 16	


3. Reporting setup

The next drawing shows a cross-section of a planetary gearbox with two linear stages with corresponding bearing positions. The drawing should be used as a reference for the bearing position only.



 TeSuCon Technical Support & Consultancy	Gearbox inspection Windpark Slufter West 4		15401270
	Date: 24-11-2015	Page 4 of 16	

4. Inspection results



Picture 1

Picture 1 shows bearing position no. 1, the bearing of the planet carrier at rotor side. No irregularities.



Picture 2

Picture 2 shows the bearing of the first planet wheel. No irregularities.

 TeSuCon Technical Support & Consultancy	Gearbox inspection Windpark Slufter West 4		15401270
	Date: 24-11-2015	Page 5 of 16	



Picture 3


Picture 3 shows the bearing of the second planet wheel. No irregularities.



Picture 4

Picture 4 shows the bearing of the third planet wheel. No irregularities.

 TeSuCon Technical Support & Consultancy	Gearbox inspection Windpark Slufter West 4		15401270
	Date: 24-11-2015	Page 6 of 16	



Picture 5


Picture 5 shows bearing position no. 5, the bearing of the planet carrier at generator side. The bearing shows no irregularities.



Picture 6


Picture 6 shows bearing position no. 6, the bearing of the low speed shaft at rotor side. The bearing shows no irregularities.

 TeSuCon Technical Support & Consultancy	Gearbox inspection Windpark Slufter West 4		15401270
	Date: 24-11-2015	Page 7 of 16	



Picture 7

Picture 7 shows bearing position no. 8, the bearing of the intermediate shaft at rotor side. The bearing shows no irregularities.



Picture 8


Picture 8 shows bearing position no. 9, the bearing of the intermediate shaft at generator side. The bearing shows no irregularities.

 TeSuCon Technical Support & Consultancy	Gearbox inspection Windpark Slufter West 4		15401270
	Date: 24-11-2015	Page 8 of 16	



Picture 9


Picture 9 shows bearing position no. 10, the bearing of the high speed shaft at rotor side. The bearing shows an area on the raceway where the surface is roughened.



Picture 10

Picture 10 shows bearing position no. 10 again. This picture also shows a rough area at the rolling element of the bearing.

 TeSuCon Technical Support & Consultancy	Gearbox inspection Windpark Slufter West 4		15401270
	Date: 24-11-2015	Page 9 of 16	



Picture 11


Picture 11 shows bearing position no. 11, the radial bearing of the high speed shaft at generator side. The bearing shows no irregularities.



Picture 12


Picture 12 shows bearing position no. 11 again, the axial bearing of the high speed shaft at generator side. The bearing shows no irregularities.

 TeSuCon Technical Support & Consultancy	Gearbox inspection Windpark Slufter West 4		15401270
	Date: 24-11-2015	Page 10 of 16	



Picture 13

Picture 13 shows the active flank of the ring gear. No irregularities.



Picture 14


Picture 14 shows one of the planet wheels. None of the planet wheels show irregularities.

 TeSuCon Technical Support & Consultancy	Gearbox inspection Windpark Slufter West 4		15401270
	Date: 24-11-2015	Page 11 of 16	



Picture 15


Picture 15 shows the active flanks of the sun pinion. No irregularities.



Picture 16


Picture 16 shows the active flanks of the wheel of the low speed shaft in the linear stage. No irregularities.

 TeSuCon Technical Support & Consultancy	Gearbox inspection Windpark Slufter West 4		15401270
	Date: 24-11-2015	Page 12 of 16	



Picture 17


Picture 17 shows the active flanks of the pinion of the intermediate shaft in the linear stage. No irregularities.



Picture 18

Picture 18 shows the active flanks of the wheel of the intermediate shaft in the linear stage. No irregularities.

 TeSuCon Technical Support & Consultancy	Gearbox inspection Windpark Slufter West 4		15401270
	Date: 24-11-2015	Page 13 of 16	



Picture 19

Picture 19 shows the active flanks of the pinion of the high speed shaft in the linear stage. No irregularities.



Picture 20

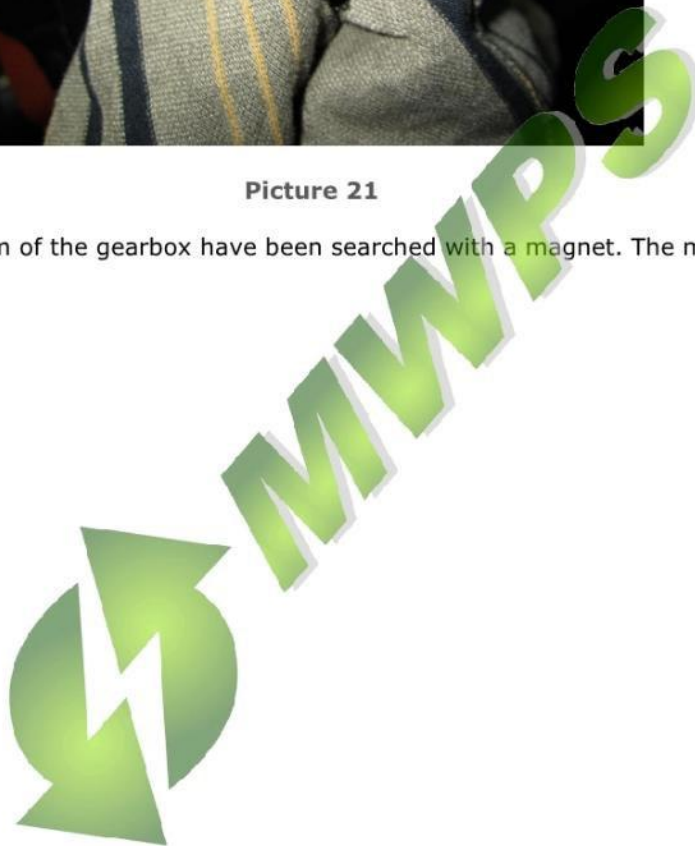
Picture 20 shows the oil level of the gearbox.

 TeSuCon Technical Support & Consultancy	Gearbox inspection Windpark Slufter West 4		15401270
	Date: 24-11-2015	Page 14 of 16	



Picture 21

The inside and bottom of the gearbox have been searched with a magnet. The magnet shows no steel particles.



 TeSuCon Technical Support & Consultancy	Gearbox inspection Windpark Slufter West 4		15401270
	Date: 24-11-2015	Page 15 of 16	

5. Summary

The bearing of the high speed shaft at rotor side shows rough areas on the raceway and the rolling elements.

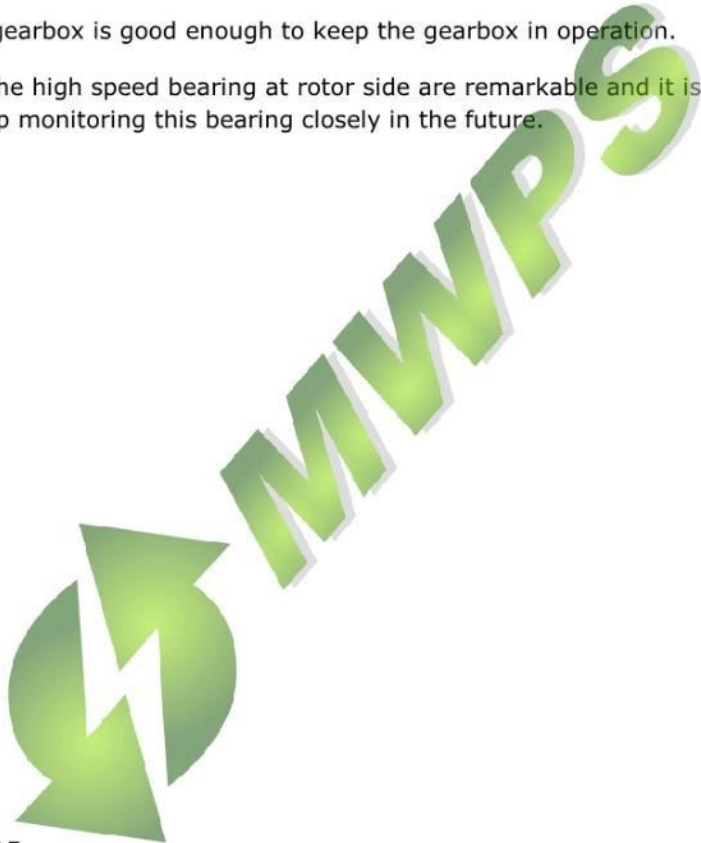
The oil level is correct and no steel particles were found in the gearbox.

No irregularities were found at the other inspected bearings and gears.

6. Conclusion

The condition of the gearbox is good enough to keep the gearbox in operation.


The irregularities at the high speed bearing at rotor side are remarkable and it is recommended to keep monitoring this bearing closely in the future.



Dennis Lagerweij

Barneveld, 24-11-2015

TeSuCon B.V.
Mercuriusweg 8
3771NC Barneveld
The Netherlands
Tel +31610032858
Email dl@tesucon.nl
Web www.tesucon.nl

 TeSuCon Technical Support & Consultancy	Gearbox inspection Windpark Slufter West 4		15401270
	Date: 24-11-2015	Page 16 of 16	